



**ABOVE ALL**  
[www.AboveAllLighting.com](http://www.AboveAllLighting.com)

## MAX LED LUMINAIRE

- Die cast aluminum housing and heatsink
- Corrosion resistant powder coat finish
- Up to 138,000 lumens
- Various high-uniformity LED optics
- Trunnion and adjustable arm mounted
- 10kA surge protection available



## DESCRIPTION

The robust MAX luminaire features a sophisticated mechanical design with a die-cast aluminum housing and heatsink and is finished with corrosion resistant polyester powder coat. Each PCB is mounted with a TVS (Transient Voltage Suppressors) to protect the LEDs from voltage transients. High-uniformity LED optics are constructed of durable optical polycarbonate that is impact and UV resistant. Various optical lenses are available for virtually any applications.

## PERFORMANCE

Input Watts (Nominal):	450W, 600W, 750W, 900W
Output Lumens (@4000K/ 5000K):	70,500lm, 92,730lm, 115,600l lm, 138,000lm
Input Voltage:	120-277V, 347/480V, 50/60Hz
Lumen Per Watt:	150, 149, 149, 148
CRI	>70
Working Temperature:	-40-104°F (-40-40°C)

\* The test results are based on initial stage and with AC277V input.

\* For 3000K fixtures, use 0.90 multiplier.

- Power Factor: > 0.9 @120Vac
- Total Harmonic Distortion: < 20%
- Integral 10KV surge suppression protection standard



Trunnion and adjustable arm mounted

## DIMENSIONS

450W with Trunnion

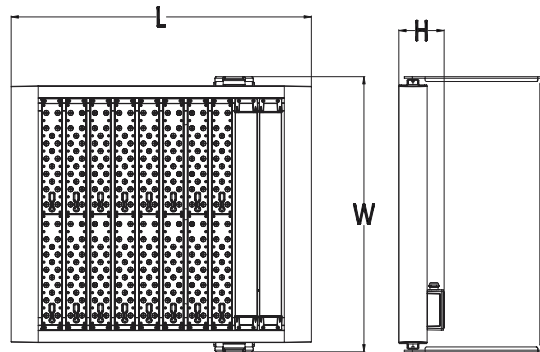
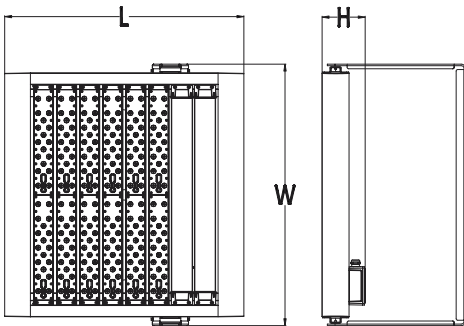
Net Weight: 19.96kg(44.00lbs)

L\*W\*H: 24.49"x26.77"x4.41"

600W with Trunnion

Net Weight: 23.06kg(50.84lbs)

L\*W\*H: 29.21"x26.77"x4.41"





Up to 138,000 lumens

750W with Trunnion

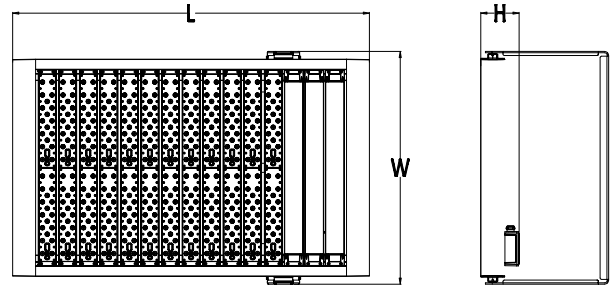
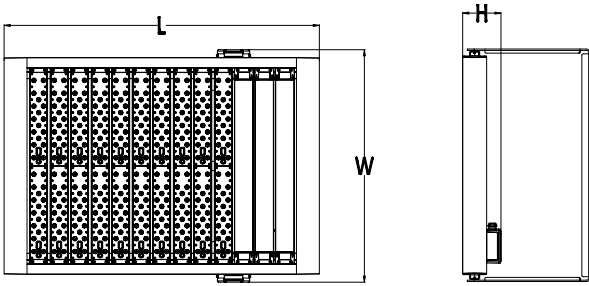
Net Weight: 27.5kg(60.63lbs)

L\*W\*H: 36.30"x26.77"x4.41"

900W with Trunnion

Net Weight: 30.98kg(68.30lbs)

L\*W\*H: 41.02"x26.77"x4.41"



450W with Adjustable Arm

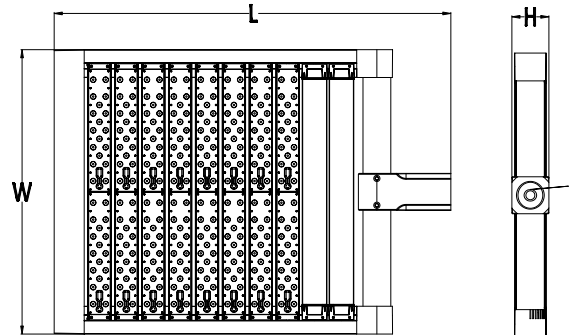
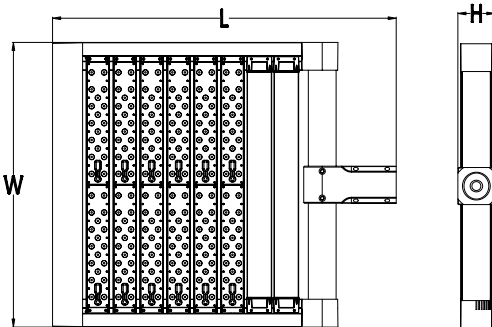
Net Weight: 18.39kg(40.54lbs)

L\*W\*H: 30.16"x24.98"x2.76"

600W with Adjustable Arm

Net Weight: 22.00kg(48.50lbs)

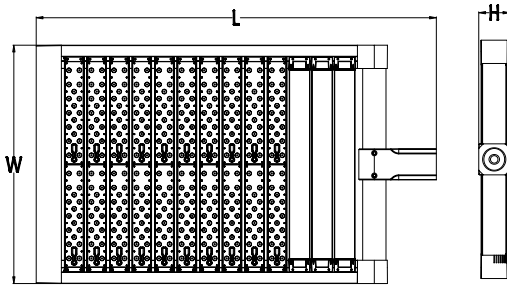
L\*W\*H: 34.84"x24.98"x2.76"



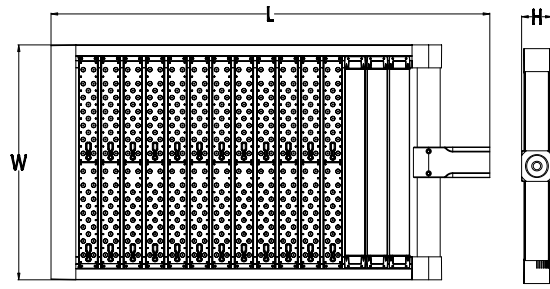


- Various high-uniformity LED optics

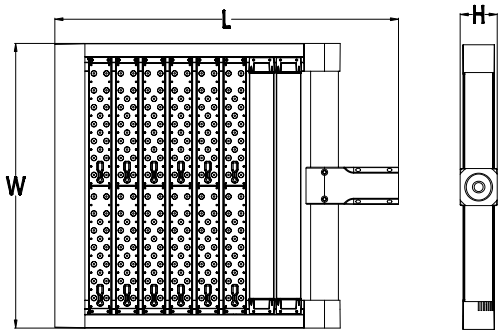
750W with Adjustable Arm  
Net Weight: 27.36kg(60.32lbs)  
L\*W\*H: 41.93"x24.98"x2.76"



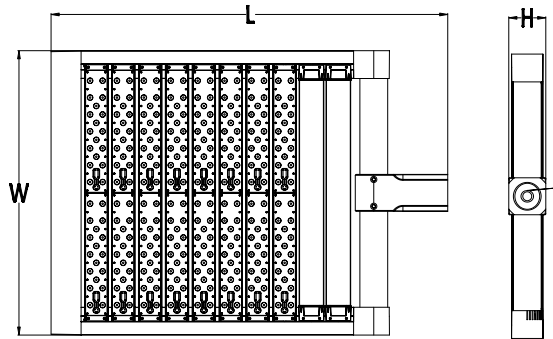
900W with Adjustable Arm  
Net Weight: 29.90kg(65.92lbs)  
L\*W\*H: 46.65"x24.98"x2.76"



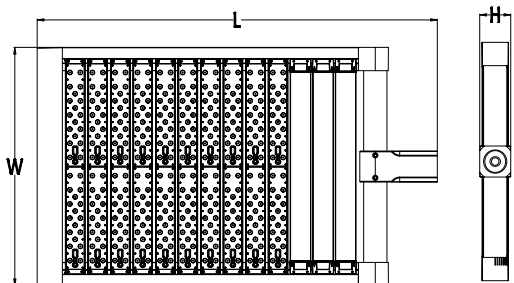
450W with Adjustable Arm  
Net Weight: 18.39kg(40.54lbs)  
L\*W\*H: 30.16"x24.98"x2.76"



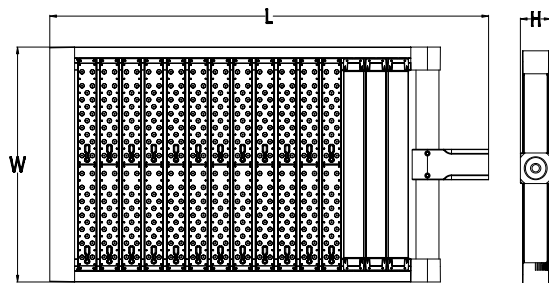
600W with Adjustable Arm  
Net Weight: 22.00kg(48.50lbs)  
L\*W\*H: 34.84"x24.98"x2.76"



750W with Adjustable Arm  
Net Weight: 27.36kg(60.32lbs)  
L\*W\*H: 41.93"x24.98"x2.76"



900W with Adjustable Arm  
Net Weight: 29.90kg(65.92lbs)  
L\*W\*H: 46.65"x24.98"x2.76"





# ACCESSORIES (ORDERED SEPARATELY)

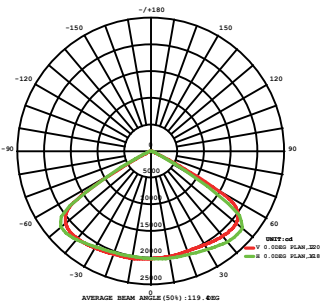


MAX-B DSPK\*  
 Bird Spike (one piece)  
 \* Maximum Needs:  
 6 pieces for 450W;  
 8 pices for 600W;  
 10 pieces for 750W;  
 12 pieces for 900W.  
 Ordered separately

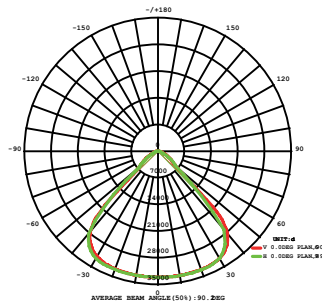


Backlight Shield  
 \* Installed in factory

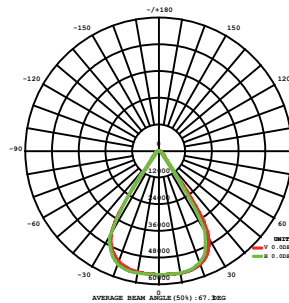
# PHOTOMETRY



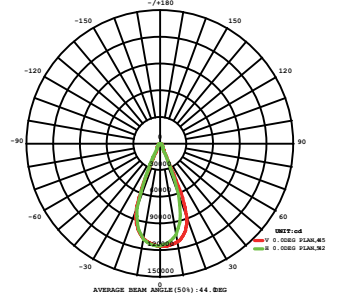
Type V Wide 120°



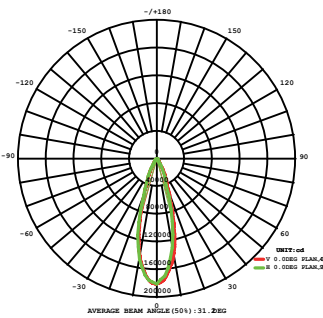
Type V Medium 90°



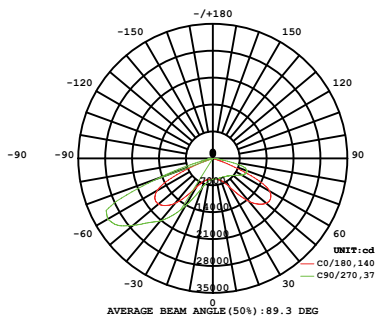
Type V Short 60°



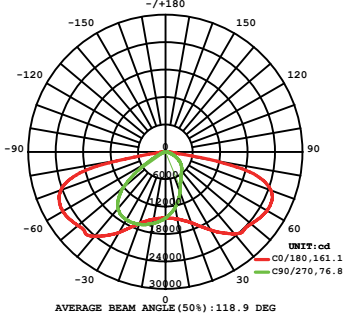
Type V Short 40°



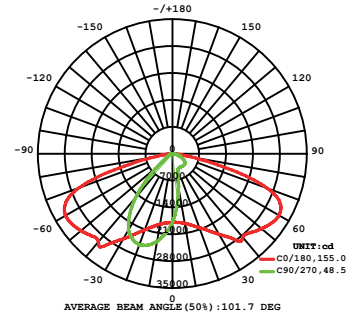
Type V Short 25°



Type IV Short



Type III Long



Type II Medium




- 10kA surge protection available








www.AboveAllLighting.com

## ABOVE ALL Lighting, Inc.

 1135 Thomas Busch Highway,  
Pennsauken, NJ 08110

 866-222-8866

 [info@abovealllighting.com](mailto:info@abovealllighting.com)

 [www.AboveAllLighting.com](http://www.AboveAllLighting.com)

©2022 ABOVE ALL all rights reserved